
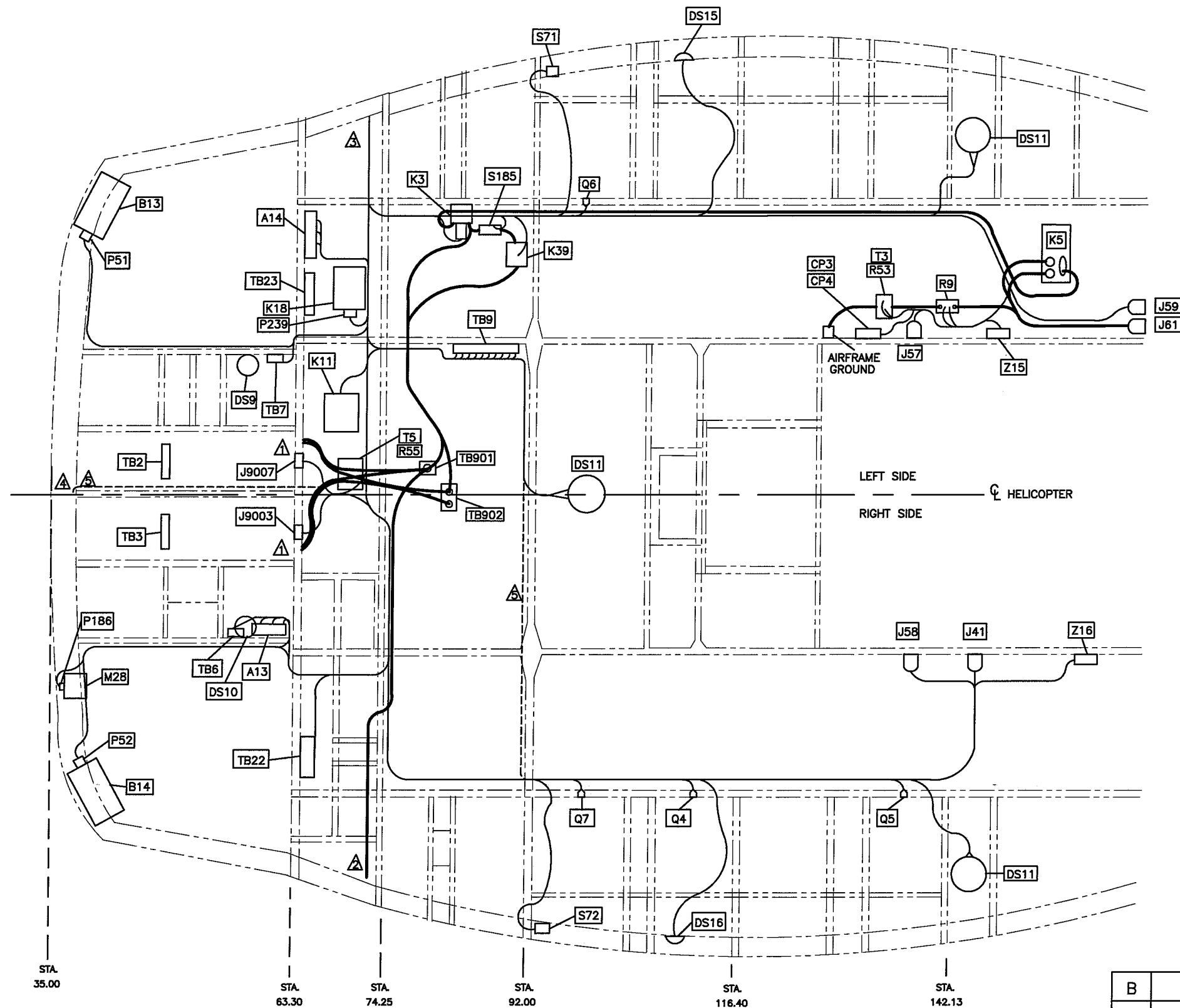


DESIGN RD	DRAWN BY RD	DART AEROSPACE LTD HAWKESBURY, ONTARIO, CANADA	
CHECKED RD	APPROVED 	DRAWING NO. D212-725-8	REV. C SHEET 1
DATE 07.05.01		TITLE WIRING ROUTING DIAGRAMS	SCALE NTS

WIRING ROUTING REVISIONS LIST

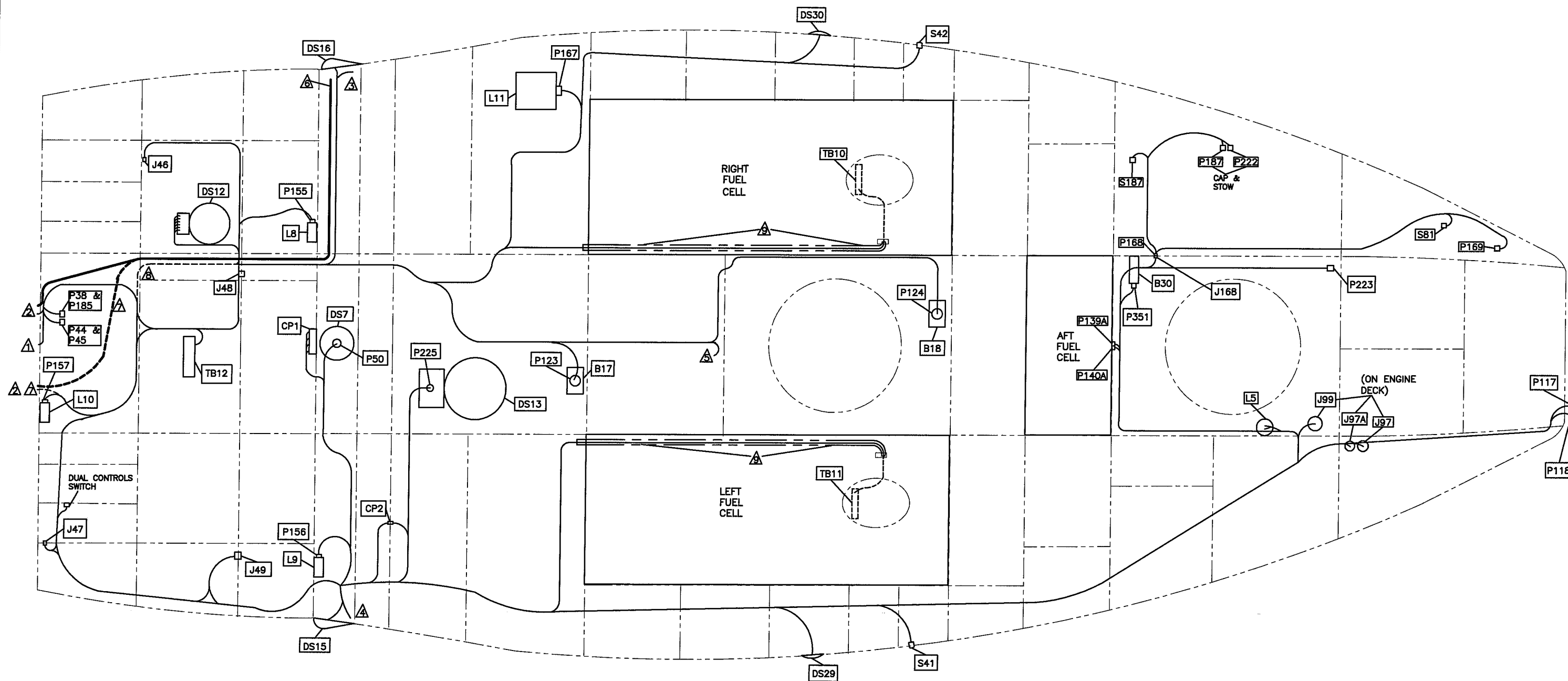
WIRING DIAGRAM NUMBER	WIRING ROUTING	PAGE #	REV	DATE	NOTES
N/A	N/A	1	C	07.05.01	-Wiring routing revisions list page 1
CHAPTER 96	WIRING ROUTING ROOF	1	A	06.12.08	-New issue.
			B	07.01.30	-Moved T5 & rerouted wires after moving T5.
CHAPTER 96	WIRING ROUTING FLOOR	2	A	06.12.08	-New issue.
			B	07.01.30	-Stowed minor routing differences on S/N 30687.
			C	07.05.01	-Added dual controls switch identifier. -Added note regarding Tygon Tubing requirement for fuel cell wiring. -New issue.
CHAPTER 96	WIRING ROUTING UPPER NOSE AREA	3	A	06.12.08	-Correction of erroneous designators.
			B	07.01.30	-Added drawing for upper nose area lower shelf & PA Amp differences
			C	07.05.01	
CHAPTER 96	WIRING ROUTING	4	A	06.12.08	-New issue.
			B	07.01.30	-Additional routing showing minor differences on S/N 30687
CHAPTER 96	WIRING ROUTING FWD HELLHOLE	5	A	06.12.08	-New issue.
			B	07.01.30	-Re-issue
CHAPTER 96	WIRING ROUTING AFT HELLHOLE	6	A	06.12.08	-New issue.
			B	07.01.30	-Re-issue.
CHAPTER 96	WIRING ROUTING TAIL	7	A	06.12.08	-New Issue.
			B	07.01.30	-Re-issue.
CHAPTER 96	WIRING ROUTING TRANSMISSION	8	A	06.12.08	-New Issue.
			B	07.01.30	-Re-issue.



- ▲ CABLES ROUTE INTO CB PANELS.
- ▲ WIRE BUNDLE ROUTES DOWN LH SIDEWALL.
- ▲ CABLE ROUTES DOWN RH SIDEWALL TO LOWER NOSE COMPARTMENT.
- ▲ CABLES ROUTE DOWN CENTER POST
- ▲ S/N 30687 ONLY

WIRING ROUTING - ROOF
VIEW LOOKING UP AT LOWER ROOF STRUCTURE

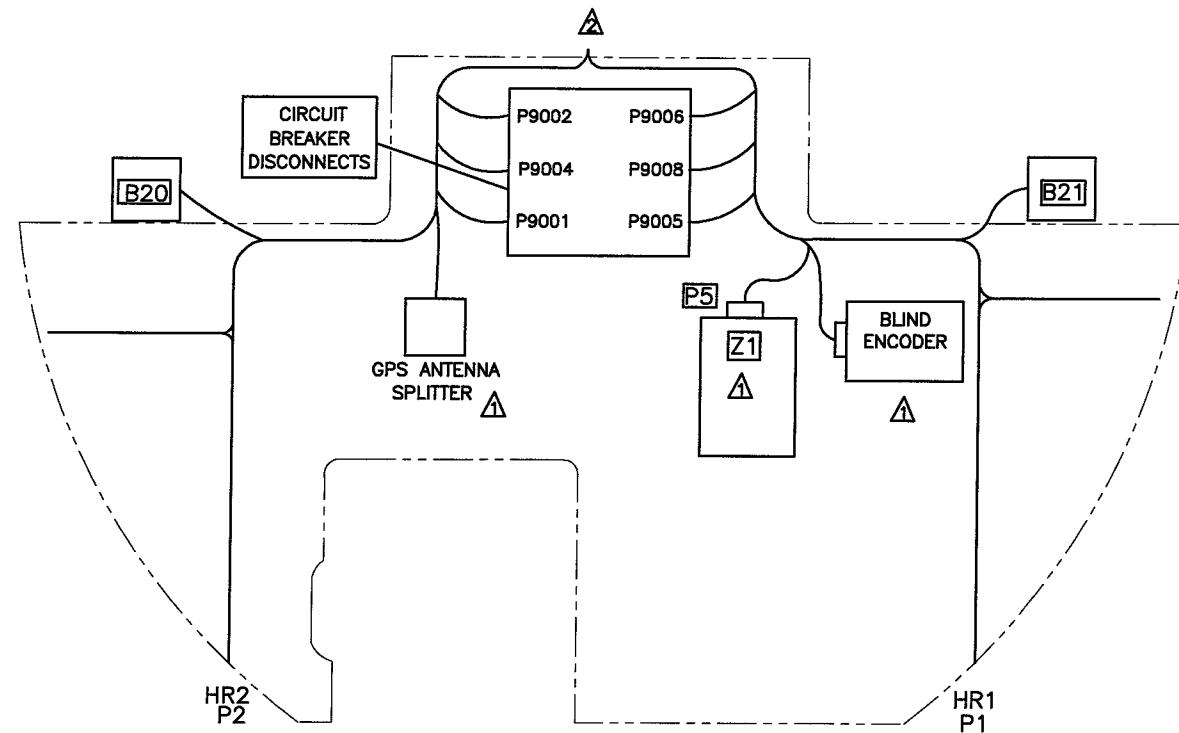
B	07.01.30	RE-ROUTE T5 R55
A	06.12.08	NEW ISSUE
DESIGN	DRAWN BY	DART DART AEROSPACE LTD HAWKESBURY, ONTARIO, CANADA
RD	RD	
CHECKED	APPROVED	DRAWING NO. REV. B
RD		D212-725-8 SHEET 1 OF 8
DATE		TITLE SCALE
07.01.30		WIRING ROUTING - ROOF NTS



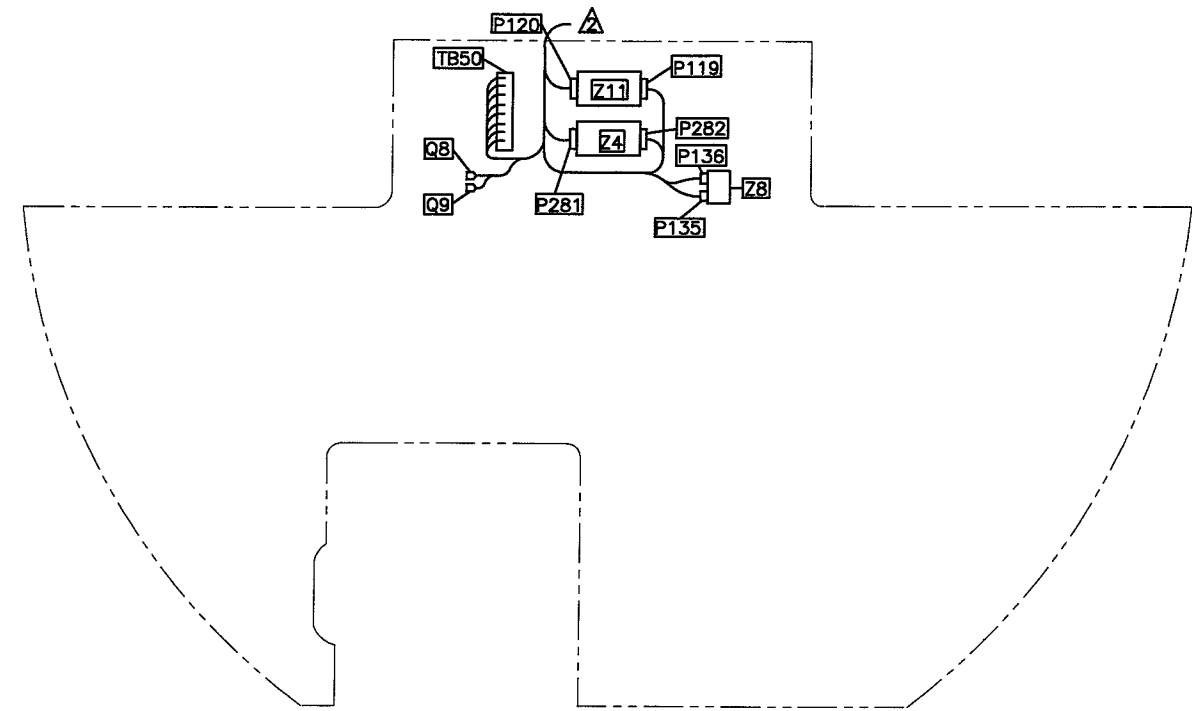
- ▲ WIRE BUNDLE ROUTES UP TO CB PANEL DISCONNECTS.
- ▲ WIRE BUNDLE ROUTES FORWARD TO LOWER NOSE COMPARTMENT.
- ▲ WIRE BUNDLE ROUTES UP RH SIDEWALL TO Z55 & DS26.
- ▲ WIRE BUNDLE ROUTES UP LH SIDEWALL FOR CEILING WIRE RUNS.
- ▲ WIRE BUNDLE IS CAPPED AND STOWED UNLESS LONGLINE/HELITORCH SYSTEM INSTALLED
- ▲ CABLE ROUTES UP RH SIDEWALL TO TB901
- ▲ S/N 30687 ONLY
- ▲ ALL EXCEPT S/N 30687
- ▲ WIRING TO BE ENCLOSED IN TYGON R-3603 TUBING (Or Equivalent) INSIDE LEFT & RIGHT FUEL CELL AREA

WIRING ROUTING - FLOOR
VIEW LOOKING DOWN AT FLOOR STRUCTURE

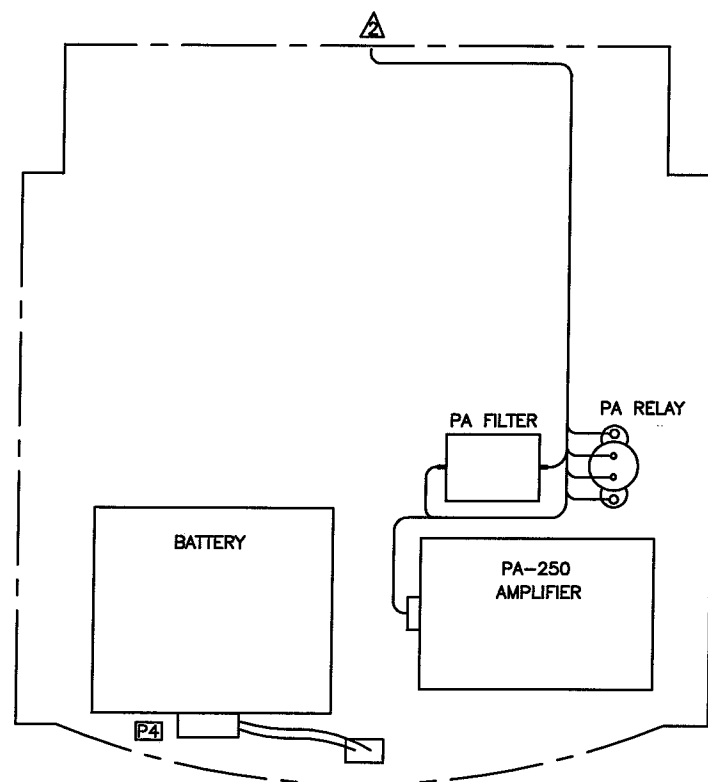
DESIGN RD	DRAWN BY RD	DART DART AEROSPACE LTD HAWKESBURY, ONTARIO, CANADA	REV. C
CHECKED RD	APPROVED 		DRAWING NO. D212-725-8
DATE 07.05.01	TITLE WIRING ROUTING - FLOOR		SCALE NTS



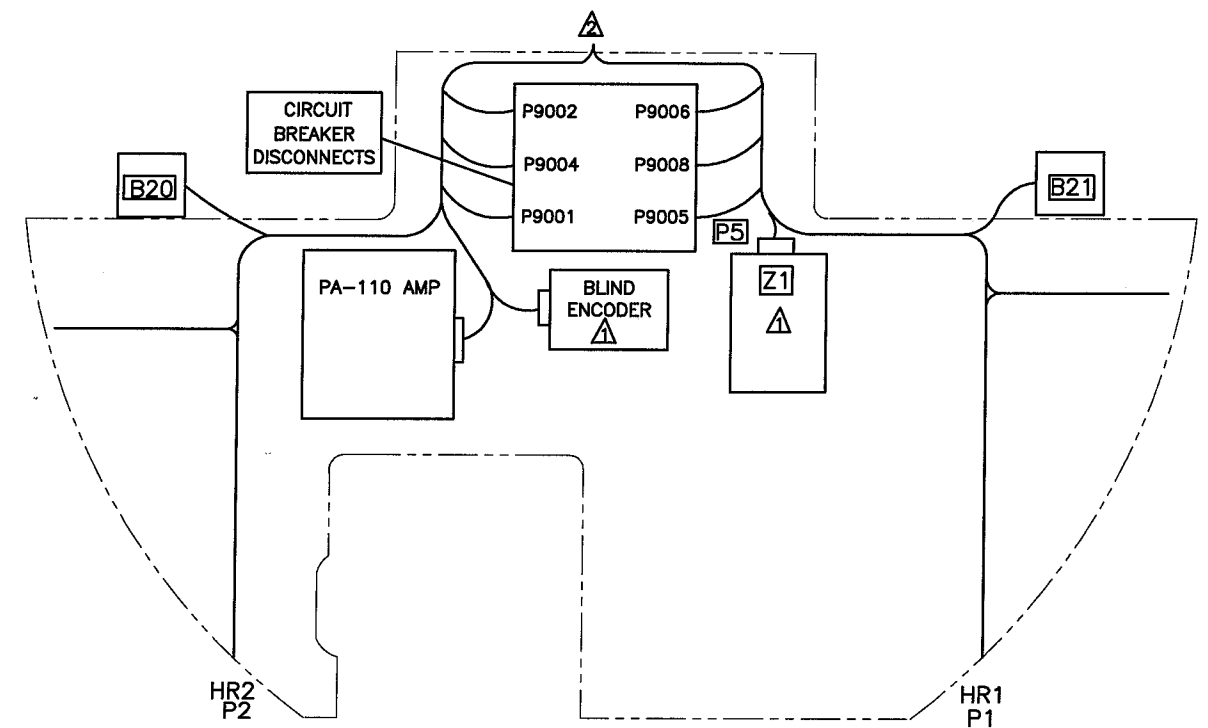
UPPER SHELF - TOP SIDE



UPPER SHELF - BOTTOM SIDE



LOWER SHELF - BOTTOM SIDE

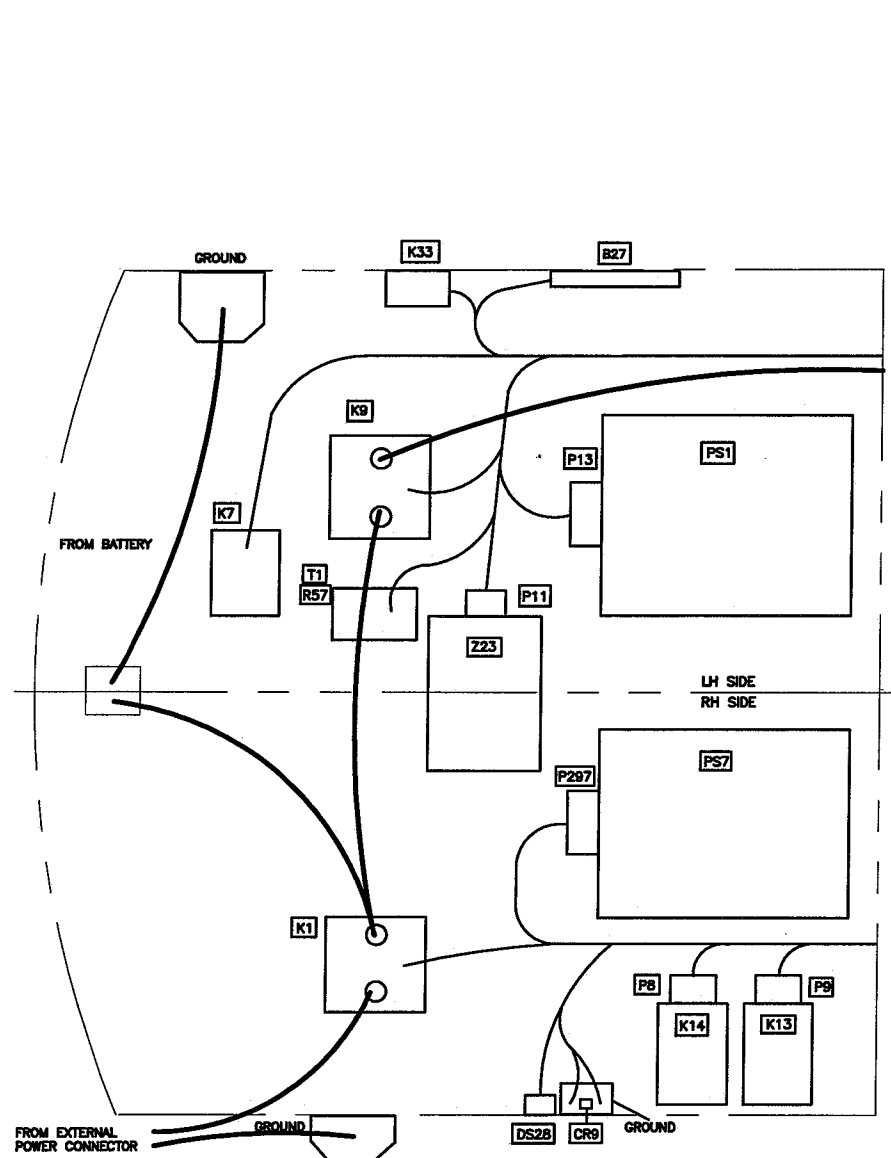


UPPER SHELF - TOP SIDE

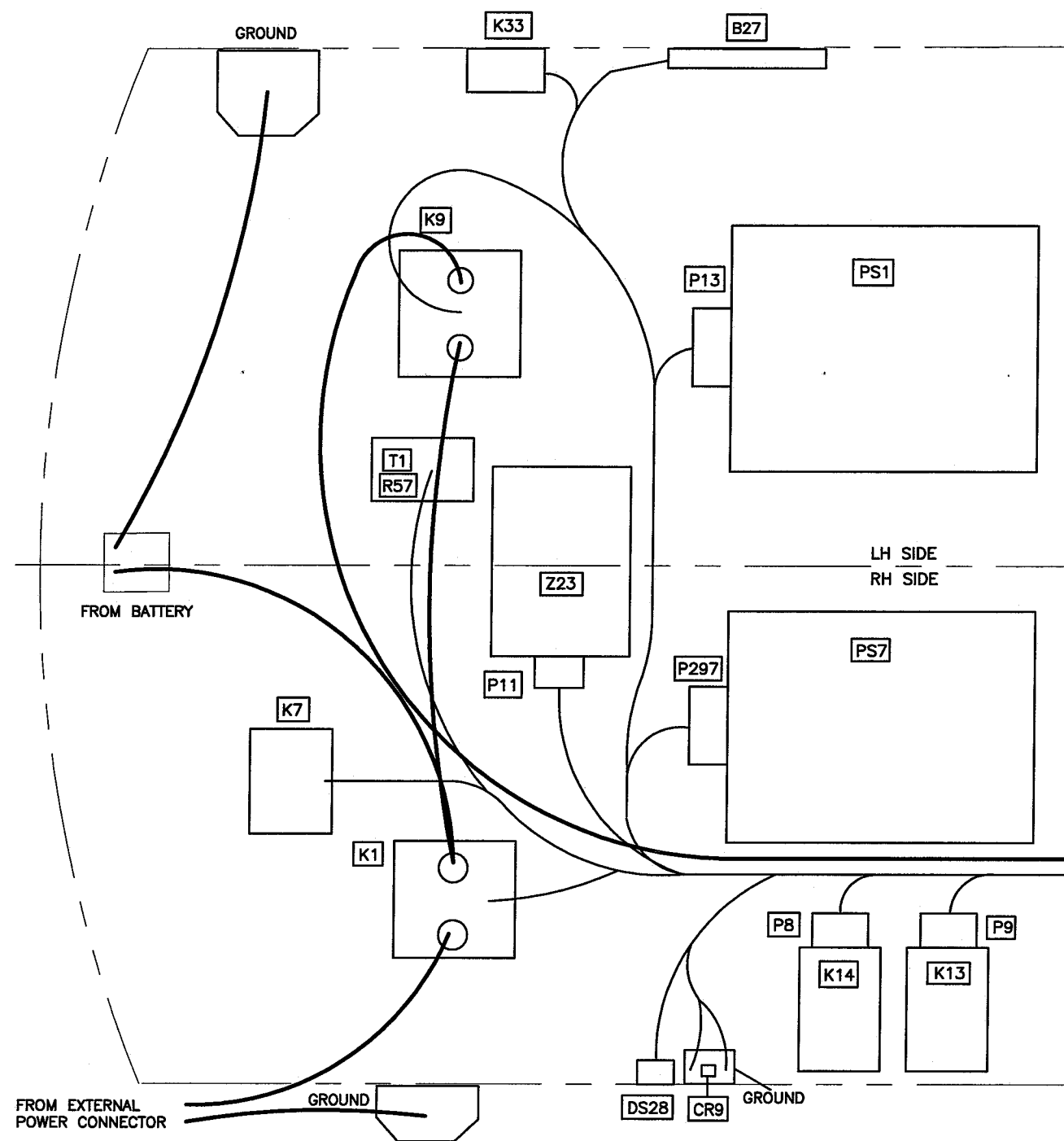
NOTES:

- ⚠ COMPONENT PLACEMENT MAY VARY DUE TO AVIONICS INSTALLATIONS
- ⚠ WIRE BUNDLE ROUTES TO MAIN BUNDLE.
- ⚠ S/N 30687 ONLY

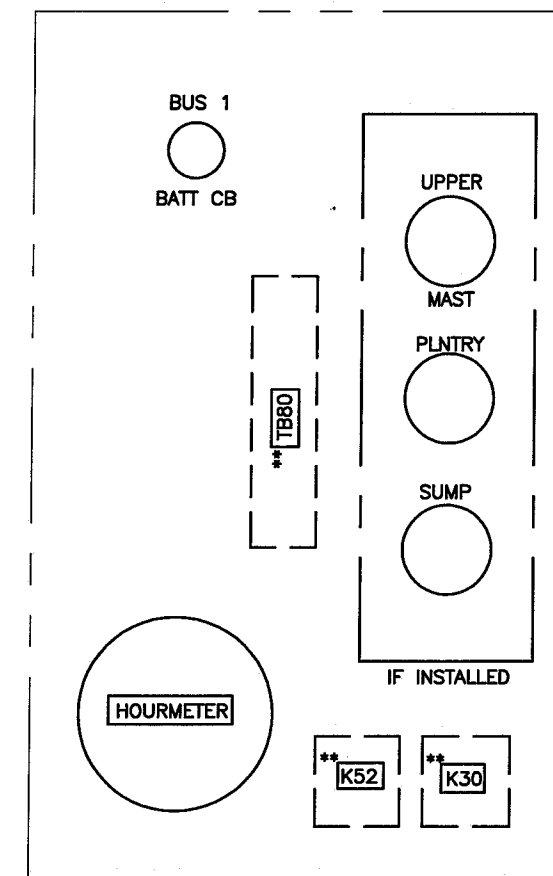
DESIGN RD	DRAWN BY RD	DART DART AEROSPACE LTD HAWKESBURY, ONTARIO, CANADA	REV. C
CHECKED RD	APPROVED <i>[Signature]</i>		DRAWING NO. D212-725-8
DATE 07.05.01	TITLE WIRING ROUTING - UPPER NOSE AREA	SCALE	



**WIRING ROUTING - LOWER NOSE COMPARTMENT
(S/N 30687 ONLY)**



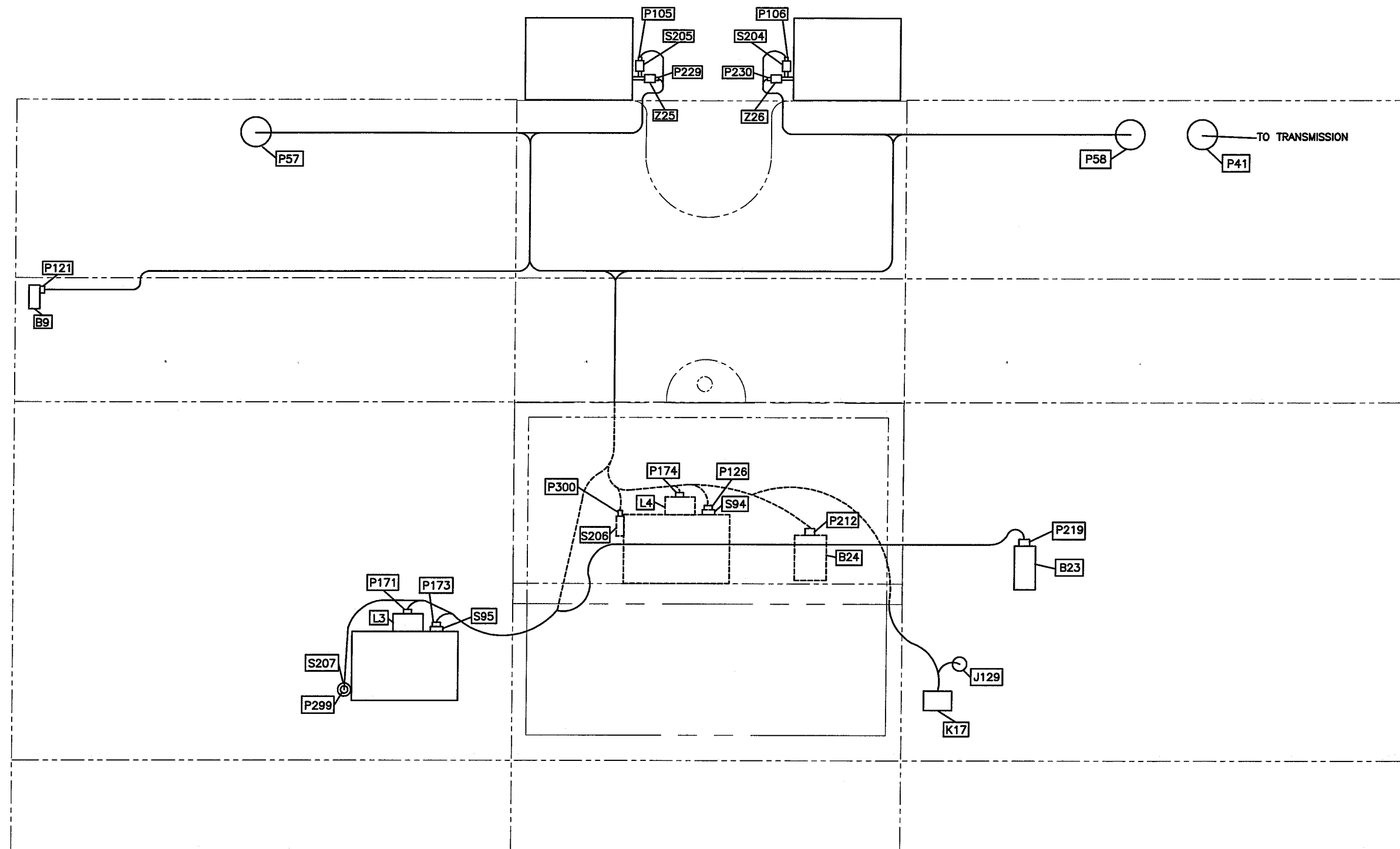
WIRING ROUTING - LOWER NOSE COMPARTMENT



** INSTALLED ON BACK SIDE OF PANEL

HOURMETER PANEL

DESIGN	DRAWN BY	DART DART AEROSPACE LTD HAWKESBURY, ONTARIO, CANADA	REV. B
RD	RD		DRAWING NO. D212-725-8
CHECKED	APPROVED		SHEET 4 OF 8
RD			SCALE
DATE		TITLE	NTS
07.01.30		WIRING ROUTING	



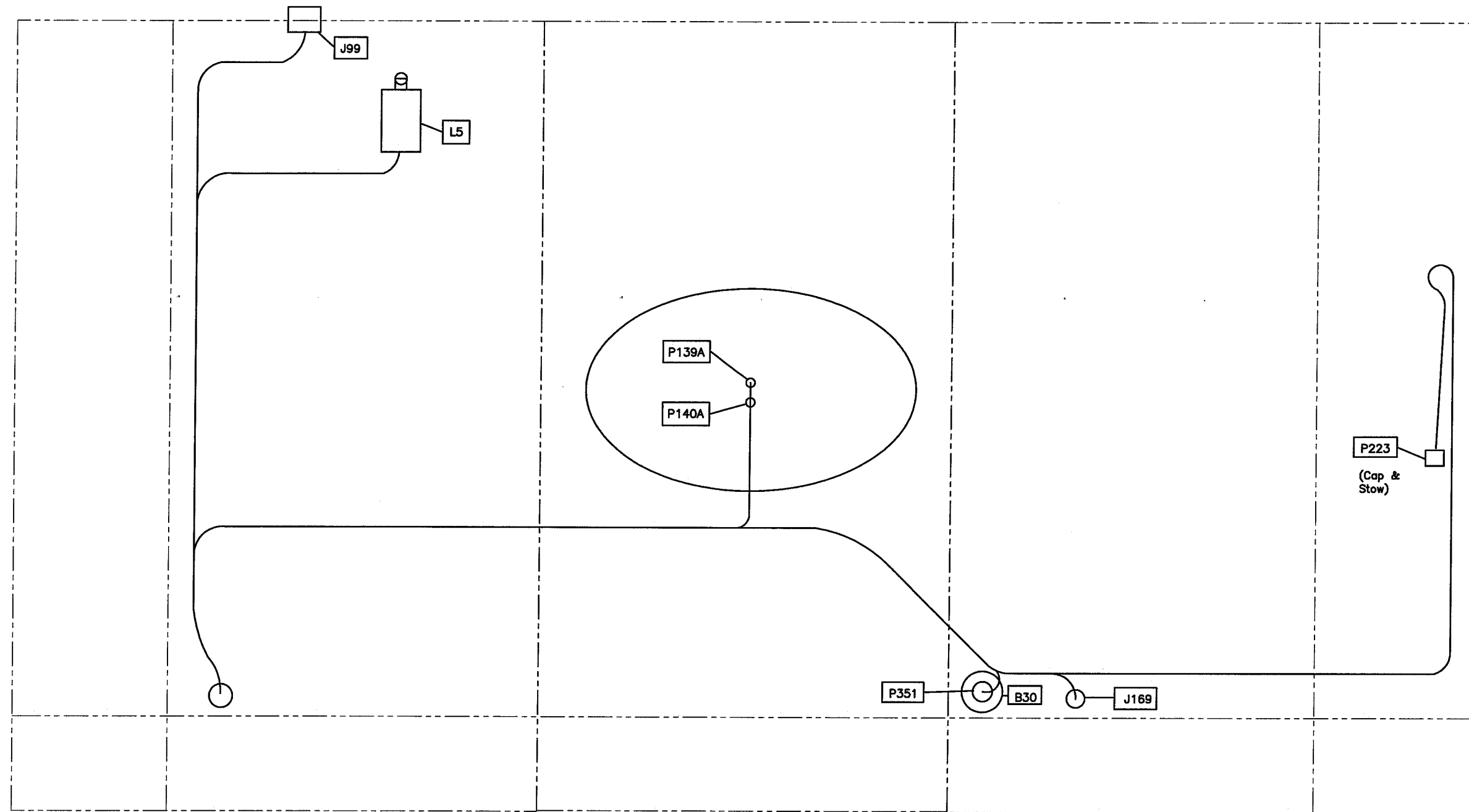
LEFT WALL

FORWARD WALL

RIGHT WALL

WIRING ROUTING - FWD HELLHOLE

DESIGN	DRAWN BY	DART DART AEROSPACE LTD HAWKESBURY, ONTARIO, CANADA	REV. B
RD	RD		DRAWING NO. D212-725-8
CHECKED	APPROVED		SHEET 5 OF 8
RD	<i>[Signature]</i>	TITLE	SCALE
DATE	07.01.30	WIRING ROUTING - FWD HELLHOLE	NTS



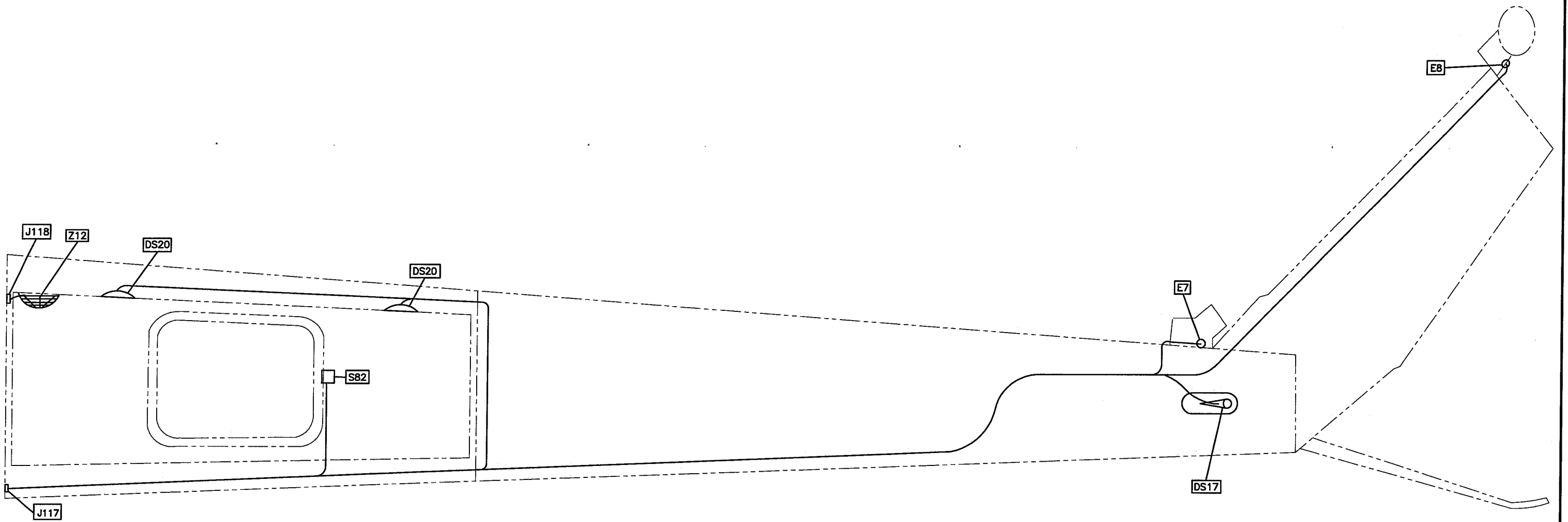
LEFT WALL

FORWARD WALL



RIGHT WALL

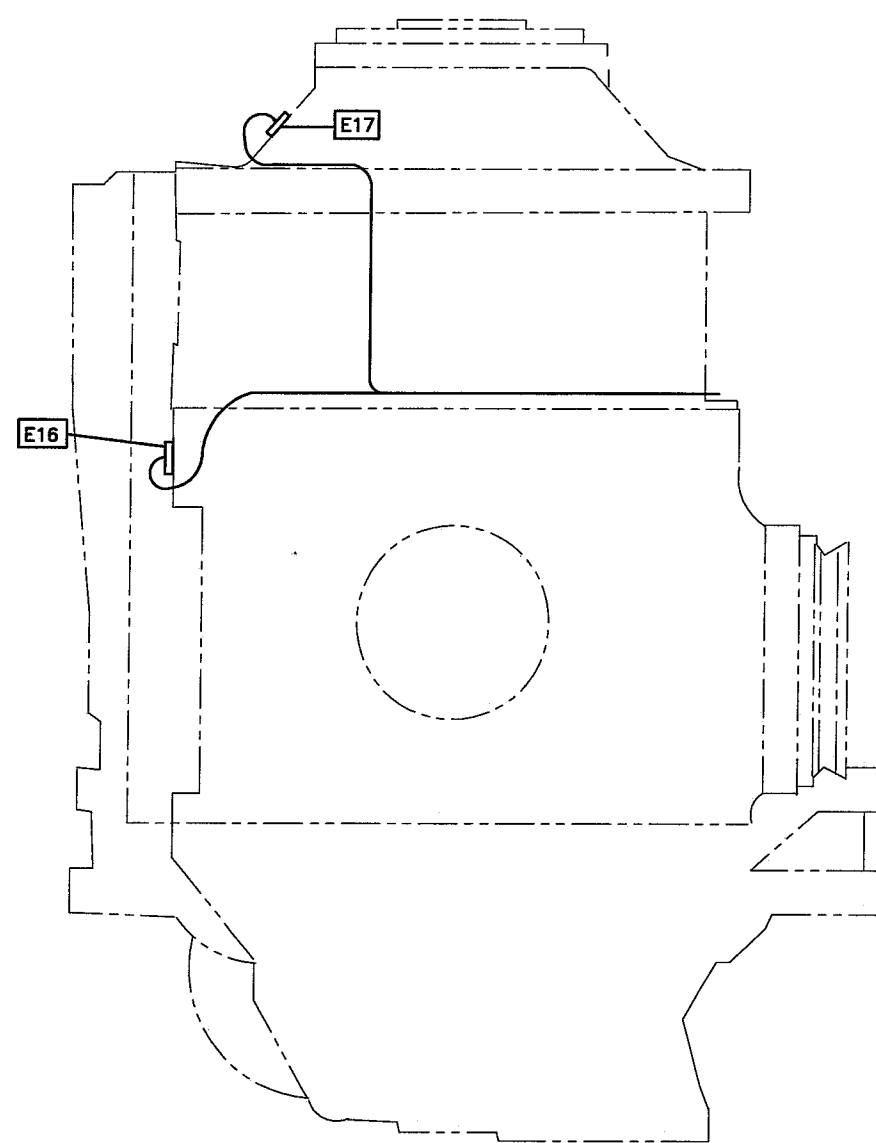
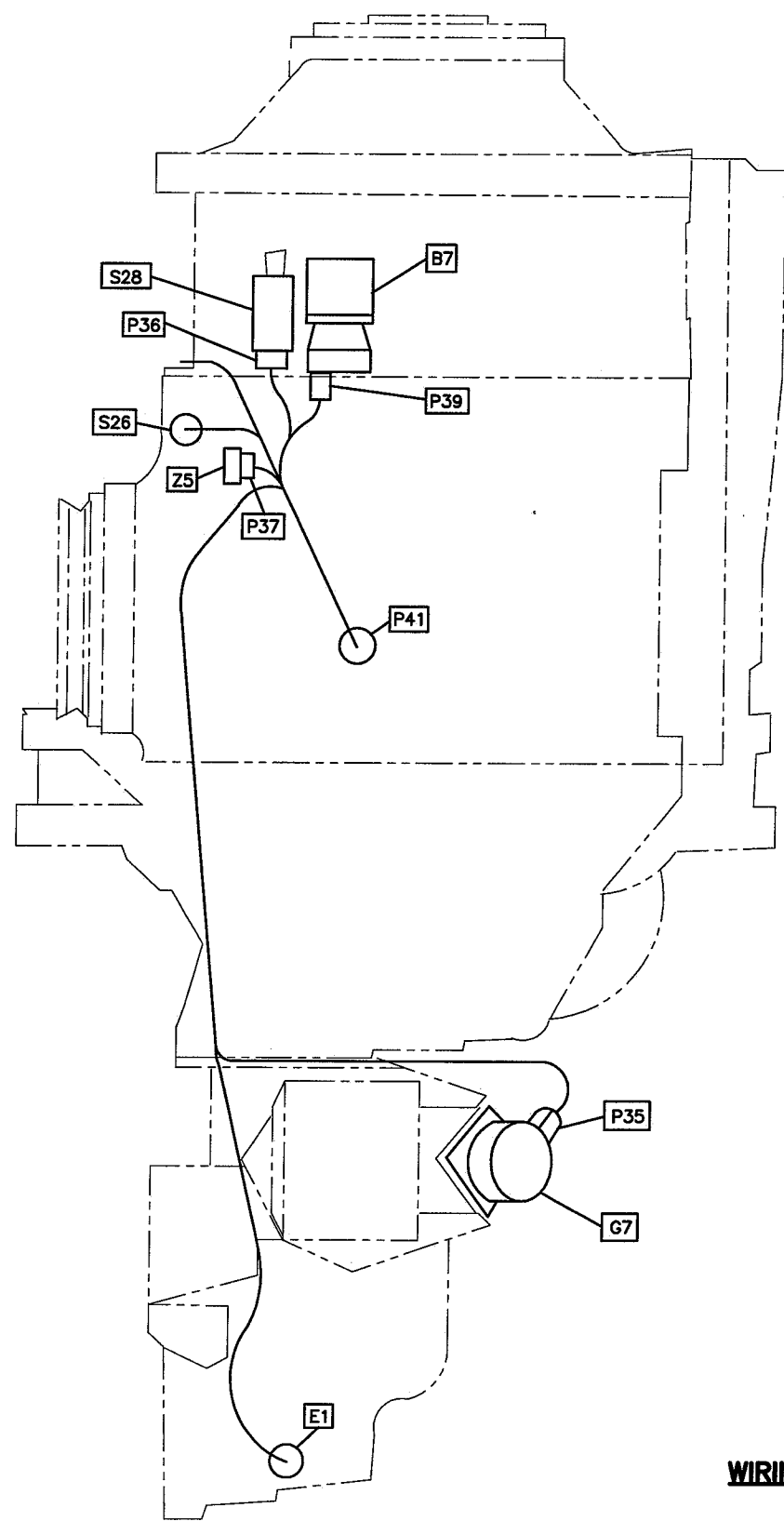
WIRING ROUTING – AFT HELLHOLE

DESIGN	DRAWN BY	DART DART AEROSPACE LTD HAWKESBURY, ONTARIO, CANADA	REV. B
RD	RD		DRAWING NO. D212-725-8
CHECKED	APPROVED		SHEET 6 OF 8
RD		TITLE	SCALE
DATE	07.01.30	WIRING ROUTING – AFT HELLHOLE	NTS



WIRING ROUTING - TAIL

DESIGN RD	DRAWN BY RD	 DART AEROSPACE LTD <small>HAWKESBURY, ONTARIO, CANADA</small>	REV. B
CHECKED RD	APPROVED 		DRAWING NO. D212-725-8
DATE 07.01.30	TITLE WIRING ROUTING - TAIL		SCALE NTS



WIRING ROUTING - TRANSMISSION

DESIGN	DRAWN BY	DART DART AEROSPACE LTD HAWKESBURY, ONTARIO, CANADA	REV. B
RD	RD		
CHECKED	APPROVED	DRAWING NO.	SHEET 8 OF 8
RD		D212-725-8	
DATE		TITLE	SCALE
07.01.30		WIRING ROUTING - TRANSMISSION	NTS